



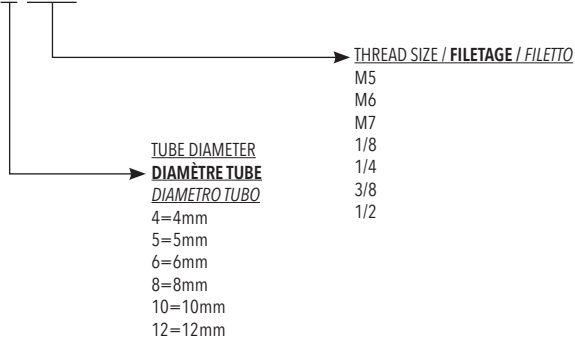
Push-in fittings are so defined as they allow to connect the tube to the fitting in a "instantaneous" way without using tools. The tightness of the tube takes place through an elastic clamp which holds the tube on the external diameter and releases it by pushing the suitable puller.
 This type of fittings is used in order to speed up the assembly phases mainly in reduced space and time-saving during connection of different pneumatic components.

Le raccord rapide est appelé ainsi car il permet de raccorder instantanément le tuyau à la connexion c'est à dire sans l'aide d'outils.
L'étanchéité du tube a lieu au moyen d'une bague élastique qui maintient le tuyau flexible sur le diamètre extérieur et en actionnant cette bague le tuyau se déconnecte . Ce système est utilisé pour simplifier les étapes de montage. Idéal pour les espaces réduits ce raccord permet de gagner du temps dans la connexion des composants pneumatiques.

I raccordi rapidi sono così denominati perché permettono di accoppiare il tubo al raccordo in modo istantaneo senza l'ausilio di utensili.
La tenuta del tubo avviene per mezzo di una pinza elastica che trattiene il tubo sul diametro esterno e lo rilascia spingendo l'apposito estrattore.
Questa tipologia di raccordi viene utilizzata per snellire le fasi di montaggio spesso in spazi ridotti e risparmiare tempo nei collegamenti dei vari componenti pneumatici

ORDERING CODE / CODIFICATION / CHIAVE DI CODIFICA

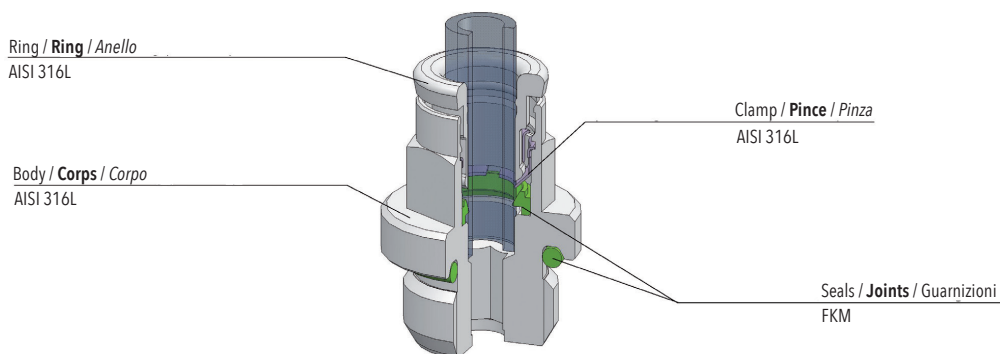
A 1 0 0 X 6 1/8



TECHNICAL DATA / DONNÉES TECHNIQUES / DATI TECNICI

Fluid / Fluide / Fluido	Air / Air / Aria
Operating temperature range / Température d'utilisation / Temperatura di esercizio	-20°C / +80°C
Max operating pressure / Pression Max / Pressione Max di esercizio	16 bar
Vacuum / Vide / Vuoto	Max 98%
Body material / Matière corps / Materiale corpo	AISI 316L
Gripper clamp / Pince d'accrochage / Pinza di aggancio	AISI 316L
Ring / Ring / Anello	AISI 316L
Seals / Joints / Guarnizioni	FKM
Threads / Filetage / Filettature	Parallel DIN EN ISO 228 / Cylindrique DIN EN ISO 228 / Cilindrico DIN EN ISO 228 Taper DIN EN 10226 (DIN 2999) / Conique DIN EN 10226 (DIN 2999) / Conico DIN EN 10226 (DIN 2999) Metric DIN ISO 261 / Métrique DIN ISO 261 / Metrico DIN ISO 261
Recommended tubes / Tubes recommandés / Tubi raccomandati	Polyamide (PA) / polyamide (PA) / Poliammide (PA) Polyurethane (PU) / polyuréthane (PU) / Poliuretano (PU) Polyethylene (PE) / polyéthylène (PE) / Polietilene (PE)
Tube tolerances / Tolérance du tube / Tolleranza Tubi	PE, PU Tube +/- 0.1 mm / Tube PE, PU +/- 0,1 mm / Tubo PE, PU +/- 0.1 mm

COMPONENTS / COMPOSANTS / COMPONENTI

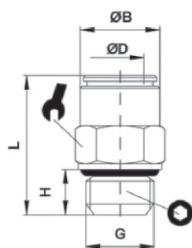


Fittings / Raccords / Raccordi

PUSH-IN FITTINGS STAINLESS STEEL / RACCORDS INSTANTANES INOX / RACCORDI INNESTO RAPIDO IN ACCIAIO INOX

A101X

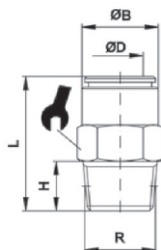
STRAIGHT MALE ADAPTOR PARALLEL / DROIT MÂLE CYLINDRIQUE / DIRITTO MASCHIO CILINDRICO



CODE	ØD	G	ØB	H	L	Ø	↘	min.pcs.
A101X 4-M5	4	M5	9	4	20,5	-	9	10
A101X 4-1/8	4	G1/8	9	5,5	19	3	13	10
A101X 6-M5	6	M5	11	4	22,5	2,5	-	10
A101X 6-1/8	6	G1/8	11	5,5	23,5	4	13	10
A101X 6-1/4	6	G1/4	11	6,5	20	4	16	10
A101X 8-1/8	8	G1/8	13	5,5	26	5	13	10
A101X 8-1/4	8	G1/4	13	6,5	23	6	16	10
A101X 10-1/4	10	G1/4	15	6,5	27,5	7	16	10
A101X 10-3/8	10	G3/8	15	9	25,5	8	20	10
A101X 10-1/2	10	G1/2	15	9	29	8	23	10
A101X 12-1/4	12	G1/4	17	6,5	30	7	18	10
A101X 12-3/8	12	G3/8	17	9	31	10	20	10
A101X 12-1/2	12	G1/2	17	9	29	10	23	10

A190X

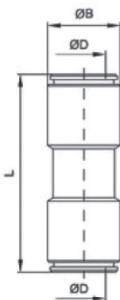
STRAIGHT MALE ADAPTOR TAPER / DROIT MÂLE CONIQUE / DIRITTO MASCHIO CONICO



CODE	ØD	R	ØB	H	L	Ø	↘	min.pcs.
A190X 4-1/8	4	R1/8	9	6,5	19	3	10	10
A190X 4-1/4	4	R1/4	9	11	22,5	3	14	10
A190X 6-1/8	6	R1/8	11	7,5	21,5	5	12	10
A190X 6-1/4	6	R1/4	11	11	21,5	5	14	10
A190X 8-1/8	8	R1/8	13	7,5	26,5	6	14	10
A190X 8-1/4	8	R1/4	13	11	23,5	6	14	10
A190X 10-1/4	10	R1/4	15	11	30,5	8	16	10
A190X 10-3/8	10	R3/8	15	11,5	26,5	8	17	10
A190X 10-3/8	12	R3/8	17	11,5	27,5	10	17	10
A190X 12-1/2	12	R1/2	17	14	27,5	10	22	10

A103X

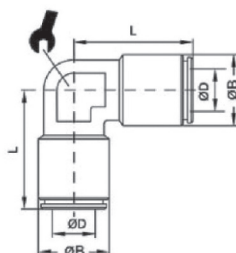
STRAIGHT CONNECTOR / DROIT DOUBLE / DIRITTO INTERMEDIO



CODE	ØD	ØB	L	min.pcs.
A103X 4	4	9	32	10
A103X 6	6	11	35	10
A103X 8	8	13	39	10
A103X 10	10	15	39	10
A103X 12	12	17	41	10

A104X

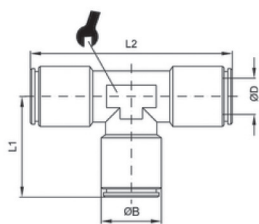
ELBOW CONNECTOR / ÉQUERRE / GOMITO INTERMEDIO




CODE	ØD	ØB	L	↘	min.pcs.
A104X 4	4	9	17,5	9	10
A104X 6	6	11	20,5	11	10
A104X 8	8	13	22,5	11	10
A104X 10	10	15	25	15	10
A104X 12	12	17	27	15	10

A105X

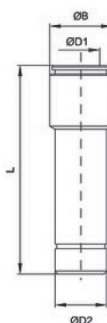
TEE CONNECTOR / T / INTERMEDIO AT



CODE	ØD	ØB	L1	L2		min.pcs.
A105X 4	4	9	18	36	9	10
A105X 6	6	11	20,5	41	11	10
A105X 8	8	13	22,5	45	11	10
A105X 10	10	15	25	50	15	10
A105X 12	12	17	26,5	53	15	10

A127X

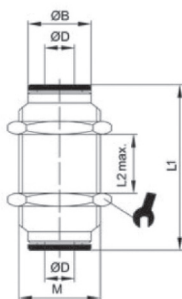
REDUCER / REDUCTION / RIDUZIONE




CODE	ØD1	ØD2	ØB	L	min.pcs.
A127X 4	4	6	9	30,5	10
A127X 6	6	8	11	33	10
A127X 8	8	10	13	38,5	10

A111X

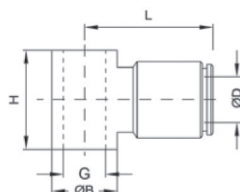
BULKHEAD UNION / TRAVERSÉE DE CLOISON / PASSAPARETE



CODE	ØD	ØB	M	L1	L2		min.pcs.
A111X 4	4	9	M12x1	32	11	15	10
A111X 6	6	11	M14x1	34	16	17	10
A111X 8	8	13	M16x1	37	17	19	10
A111X 10	10	15	M18x1	39,5	21	21	10
A111X 12	12	17	M20x1	41	20	24	10

A199X

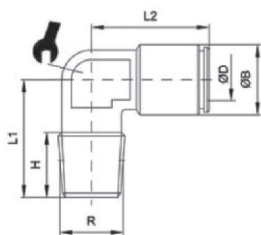
SINGLE BANJO BODY / BANJO SIMPLE / ANELLO SEMPLICE



CODE	ØD	G	ØB	H	L	min.pcs.
A199X 4-1/8	4	G1/8	14	15	20,5	10
A199X 6-1/8	6	G1/8	14	15	22,5	10
A199X 6-1/4	6	G1/4	18	17	24	10
A199X 8-1/8	8	G1/8	14	15	23	10
A199X 8-1/4	8	G1/4	18	17	25,5	10

A118X

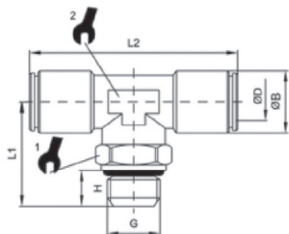
THREADED ELBOW ADAPTOR TAPER / **COUDE MALE CONIQUE FIXE** / *GOMITO MASCHIO CONICO FISSO*



CODE	ØD	R	ØB	H	L1	L2	1	2	min.pcs.
A118X 4-1/8	4	R1/8	9	7,5	14	18,5	9		10
A118X 6-1/8	6	R1/8	11	8	17	20,5	11		10
A118X 6-1/4	6	R1/4	11	11,5	20	20,5	11		10
A118X 8-1/8	8	R1/8	13	8	17	22,5	11		10
A118X 8-1/4	8	R1/4	13	11	20	22,5	11		10

A119X

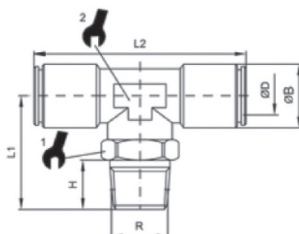
ROTARY TEE ADAPTOR PARALLEL / **T MALE CYLINDRIQUE** / *T MASCHIO GIREVOLE CILINDRICO*



CODE	ØD	G	ØB	H	L1	L2	1	2	min.pcs.
A119X 4-M5	4	M5	9	4	20,5	36	9	9	10
A119X 4-1/8	4	G1/8	9	5,5	25,5	36	13	11	10
A119X 6-1/8	6	G1/8	11	5,5	25	43	13	11	10
A119X 6-1/4	6	G1/4	11	6,5	26	43	16	11	10
A119X 8-1/8	8	G1/8	13	5,5	25	47	13	11	10
A119X 8-1/4	8	G1/4	13	6,5	26	47	16	11	10
A119X 10-1/4	10	G1/4	15	6,5	23,5	51	16	15	10
A119X 10-3/8	10	G3/8	15	9	27	51	20	15	10

A120X

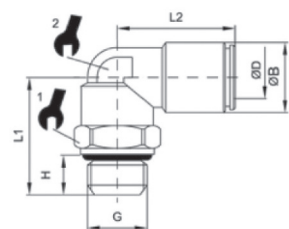
ROTARY TEE ADAPTOR TAPER / **T MALE CONIQUE** / *T MASCHIO GIREVOLE CONICO*



CODE	ØD	R	ØB	H	L1	L2	1	2	min.pcs.
A120X 4-1/8	4	R1/8	9	7,5	21,5	35	10	-	10
A120X 6-1/8	6	R1/8	11	7	25,5	43	13	11	10
A120X 6-1/4	6	R1/4	11	11	30,5	43	14	11	10
A120X 8-1/8	8	R1/8	13	7	26	47	13	11	10
A120X 8-1/4	8	R1/4	13	11	30,5	47	14	11	10
A120X 10-1/4	10	R1/4	15	11	32	51	16	15	10
A120X 10-3/8	10	R3/8	15	11	30,5	51	17	15	10

A121X

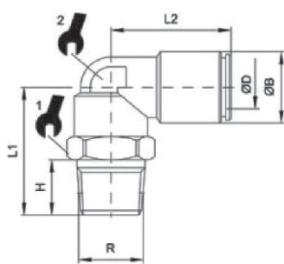
ROTARY ELBOW MALE ADAPTOR / **ÉQUERRE MALE CYLINDRIQUE** / *GOMITO MASCHIO GIREVOLE CILINDRICO*



CODE	ØD	G	ØB	H	L1	L2	1	2	min.pcs.
A121X 4-M5	4	M5	9	4	15	18	9	9	10
A121X 4-G1/8	4	G1/8	9	5,5	19,5	20	13	10	10
A121X 4-G1/4	4	G1/4	9	6,5	20,5	20	16	10	10
A121X 6-M5	6	M5	11	4	14,5	20,5	9	9	10
A121X 6-G1/8	6	G1/8	11	5,5	19,5	21,5	13	10	10
A121X 6-G1/4	6	G1/4	11	6,5	20,5	21,5	16	10	10
A121X 8-G1/8	8	G1/8	13	5,5	19,5	23,5	13	10	10
A121X 8-G1/4	8	G1/4	13	6,5	20,5	23,5	16	10	10
A121X 10-G1/4	10	G1/4	15	6,5	23	26,5	16	15	10
A121X 10-G3/8	10	G3/8	15	9	26,5	26,5	20	15	10
A121X 12-G3/8	12	G3/8	17	9	28,5	28,5	20	17	10
A121X 12-G1/2	12	G1/2	18,5	8,5	33,5	28	20	-	10

A191X

CONICAL SWIVEL MALE ELBOW / **ÉQUERRE MALE CONIQUE** / *GOMITO MASCHIO GIREVOLE CONICO*



CODE	ØD	R	ØB	H	L1	L2	1	2	min.pcs.
A191X 4-1/8	4	R1/8	9	7	20	20	13	10	10
A191X 4-1/4	4	R1/4	9	11	25	20	10	14	10
A191X 6-1/8	6	R1/8	11	7	20	21,5	13	10	10
A191X 6-1/4	6	R1/4	11	11	25	21,5	14	10	10
A191X 8-1/8	8	R1/8	13	7	20	23,5	13	10	10
A191X 8-1/4	8	R1/4	13	11	25	23,5	14	10	10
A191X 10-1/4	10	R1/4	15	11	26	26,6	16	15	10
A191X 10-3/8	10	R3/8	15	11	30	26,5	15	17	10
A191X 12-1/4	12	R1/4	17	11	32,5	28,5	17	20	10
A191X 12-3/8	12	R3/8	17	11	32,5	28,5	17	20	10
A191X 12-1/2	12	R1/2	17	14	35,5	28,5	17	22	10

A140X

SINGLE BANJO BOLT, COMPLETE WITH 2 TEFLON SEALS / **SIMPLE VIS AVEC 2 JOINTS TEFLON** /
VITE CAVA SINGOLA, COMPLETA DI 2 GUARNIZIONI IN TEFLON



CODE	G	H1	H2	L	1	min.pcs.
A140X 1/8	G1/8	9	15,5	29	14	10
A140X 1/4	G1/4	9,5	17,5	32,5	17	10